


### What is it ?

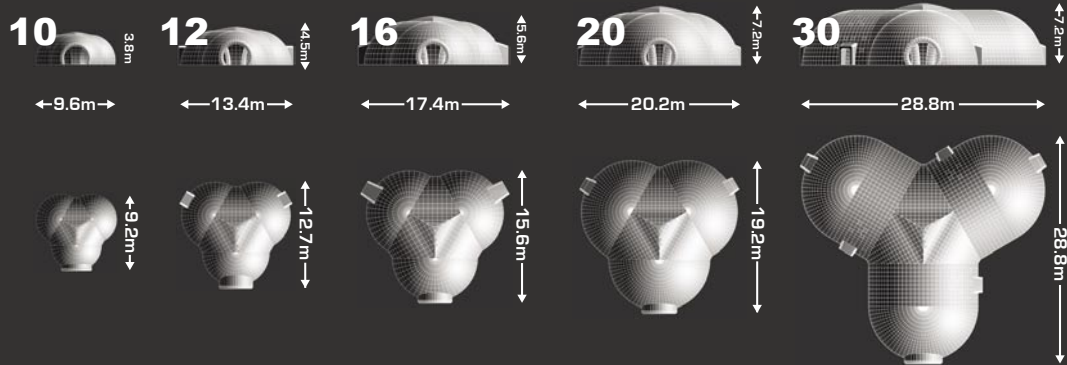
The FUSE-HAUS is a fusion of three hemispherical sections fused to a central hub atrium. The design has derived from the existing EventHaus Dome and EventHaus Plus. With the introduction of the revolutionary high pressure (HP) internal arch system (16m 20m 30m span only), the system ensures operational wind load performance optimization. The modular design also enables you to create a smaller dome (EventHaus) from the main FUSE-HAUS, 2 structures in 1. For example the 20x20m FUSE-HAUS can also create a 13m EventHaus Dome.



### How Big is it ?

The Fuse-Haus is available in 5 sizes

- 10x10m - 35-40  
(or 6m EventHaus)
- 12x12m - 60-75  
(or 8m EventHaus)
- 16x16m - 120-140  
(or 10m EventHaus)
- 20x20m - 170-200  
(or 13m EventHaus)
- 30x30m - 300-350  
(or 13m EventHaus  
or 13x19m EventHaus Plus  
or 13x23m EventHaus Plus  
or 20m FUSE-HAUS)



### What can I add to it ?

Ballast System  
Lighting Systems  
Multimedia QT Frameworks

Flooring Systems  
Desk & Bespoke Internals  
Shark Fins


DoNuts Table-Seating  
Sticks  
Audio-Visual

Connection Tunnel  
e:Pod

*\*see accessories sheet*



TEXYLOOP®  
Proud affiliates of the  
TaxyLoop® recycling scheme  
100% recyclable textile



For further information on this product and accessories please visit  
[www.fusehaus.co.uk](http://www.fusehaus.co.uk)